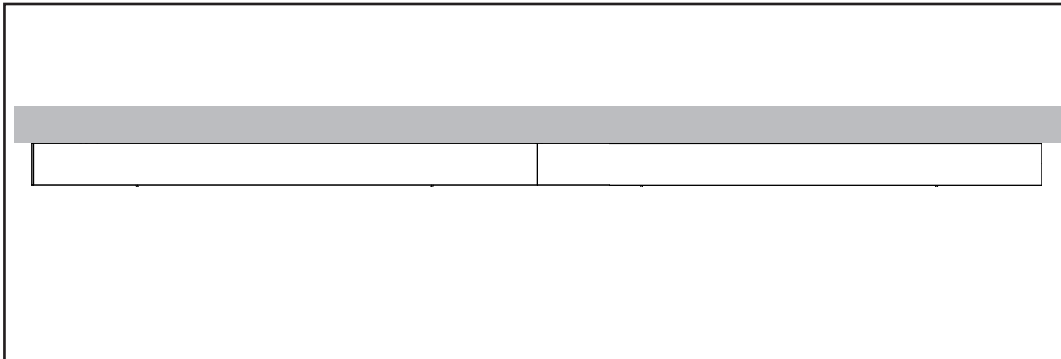




# Lineal Surface

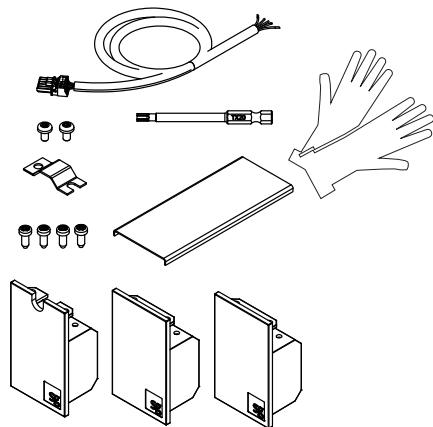
IP20

220-240V, 50/60Hz

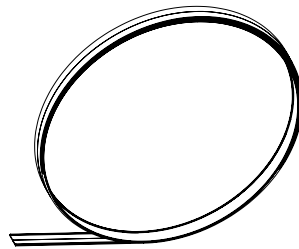


[sg-as.com/products/lineal](http://sg-as.com/products/lineal)

## Start kit

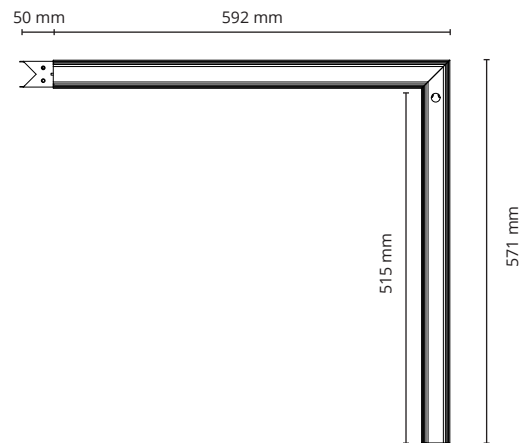


## Optics

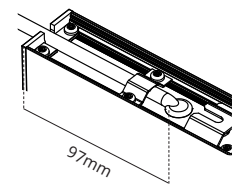
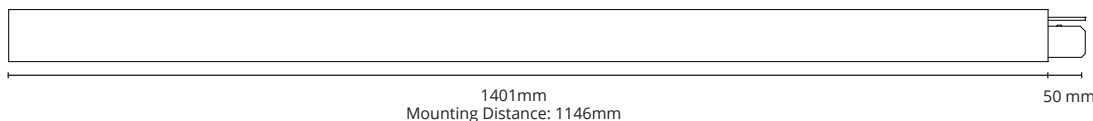

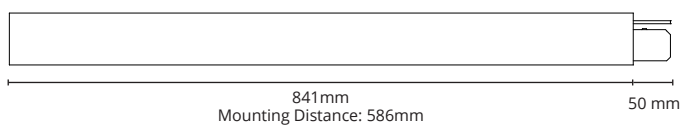


- 2800mm (roll to cut)
- 5600mm (roll to cut)
- 8400mm (roll to cut)

## Corner



## Profiles



**NORWAY**  
SG Armaturen AS

Skytterheia 25  
N-4790 Lillesand

Tel: +47 37 50 03 00  
firmapost@sg-as.no  
www.sg-as.no

**SWEDEN**

SG Armaturen AB  
Tel: +46 31 81 71 10  
info@sg-ab.se  
www.sg-ab.se

**FINLAND**

SG Armaturen Oy  
Tel: +358 02 07 30 39 60  
info@sg-oy.fi  
www.sg-oy.fi

**DENMARK**

SG Armaturen A/S  
Tel: +45 70 70 72 13  
info@sg-as.dk  
www.sg-as.dk

**UNITED KINGDOM**

SG Lighting LTD  
Tel: +47 37 50 03 00  
info@sglighting.co.uk  
www.sglighting.co.uk

**FRANCE**

SG Lighting SA/NV  
Tel: +33(0) 4 94 93 00 00  
info.france@sglighting.fr  
www.sglighting.net

**BENELUX**

SG Lighting SA/NV  
Tel: +32(0) 15 20 72 71  
info.benelux@sglighting.net  
www.sglighting.net

**GERMANY**

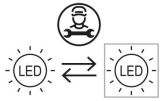
SG Leuchten GmbH  
Tel: +49 40 23 99 44 59  
info@sg-leuchten.de  
www.sg-leuchten.de

**INTERNATIONAL**

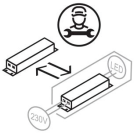
SG Lighting Co Ltd.  
Tel: +86 769 88 49 20 88  
cindy@sgdgc.com  
www.sg-as.com

Rev: 18.10.2023

2: Replaceable (LED only) light source by a professional



3: Replaceable control gear by a professional



**NO:** Kan kun installeres og vedlikeholdes av en registrert installasjonsvirksomhet.  
**DK:** Må kun installeres og vedligeholdes af uddannet elektriker.  
**SE:** Skall installeras och underhållas av behörig elektriker.  
**EN:** Only to be installed and maintained by an authorized electrician.  
**FR:** Doit être installé et maintenu par un électricien qualifié.  
**NL:** Mag alleen geïnstalleerd en onderhouden worden door een bevoegde elektricien.  
**DE:** Dieses Produkt darf nur durch autorisiertes Personal (z.B. Elektro-Installateur) angeschlossen, in Betrieb genommen und gewartet werden.  
**FI:** Asentaa ja huoltaa saa vain valtuutettu sähköasentaja

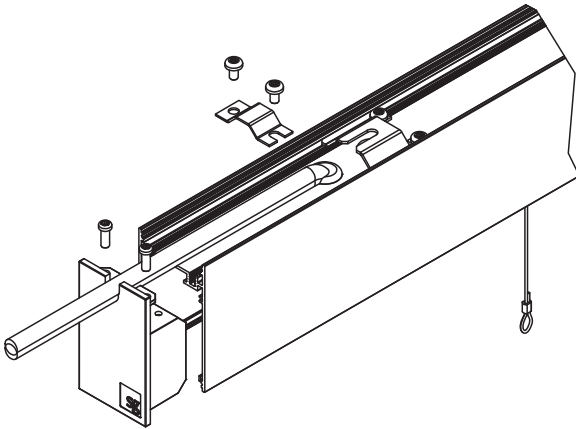
**NO:** Skru av strømmen før montering.  
**DK:** Sluk for strømmen inden montering.  
**SE:** Stäng av strömmen innan montering.  
**EN:** Turn off power before installing.  
**FR:** Couper le courant avant l'installation.  
**NL:** Stroom uitschakelen voor u het toestel installeert.  
**DE:** Vor Installationsarbeiten den Strom abschalten.  
**FI:** Sammuta virta ennen kytkestä

Luminaires per fuse				
	840mm	1120mm	1400mm	Corner
B10	15	15	15	15
B16	24	24	24	24
C10	25	25	25	25
C16	41	41	41	41

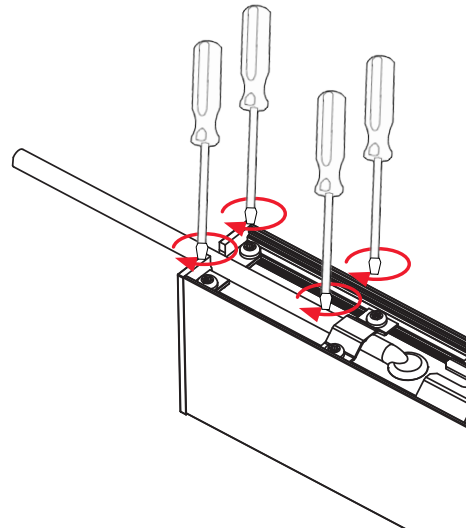
UGR	Dali Dim	
>25	100%	Standard
<25	78%	
<22	32%	
<19	14%	

## Start

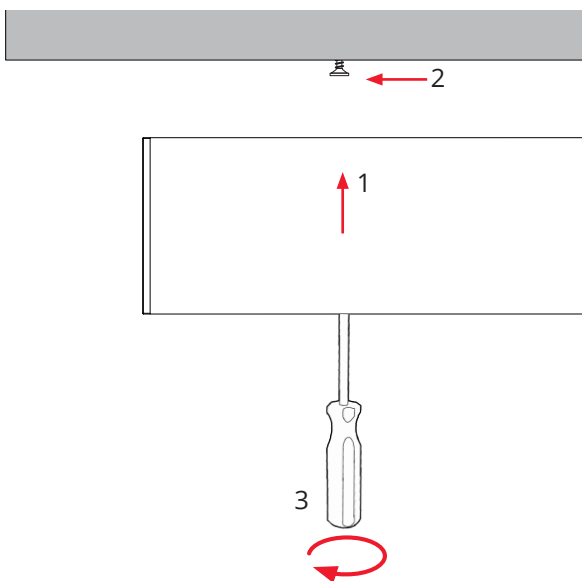
1



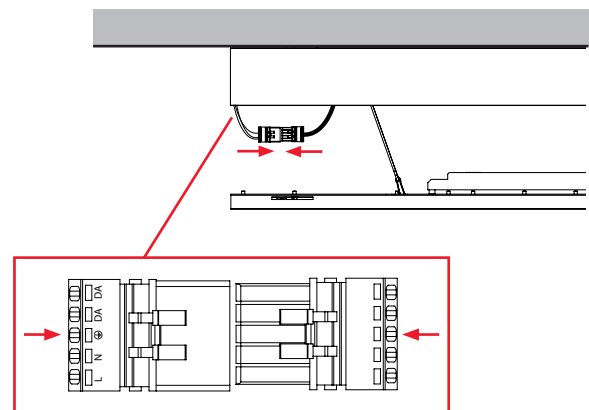
2



3



4



### DALI

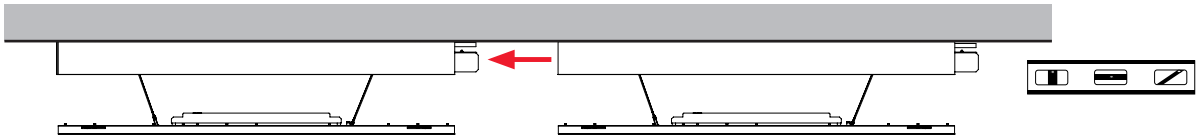
Brown	1	Lus (Live Unswitch)
Black	2	DA (DALI)
Y/G	⊕	Earth
Blue	N	Neutral
Grey	3	DA (DALI)

### Push

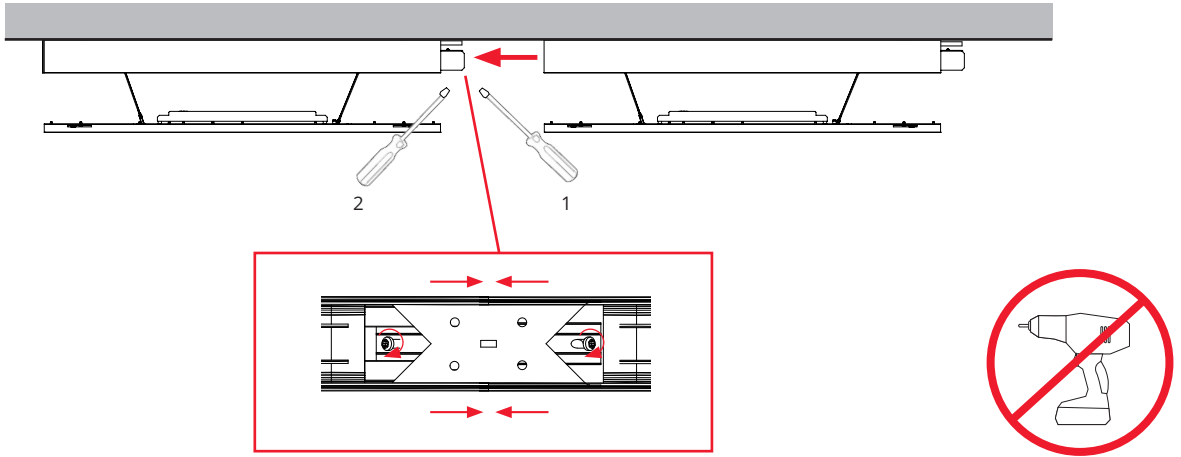
Brown	1	Lus (Live Unswitch)
Black	2	Ls (Live Switch)
Y/G	⊕	Earth
Blue	N	Neutral
Grey	3	Neutral

Extend

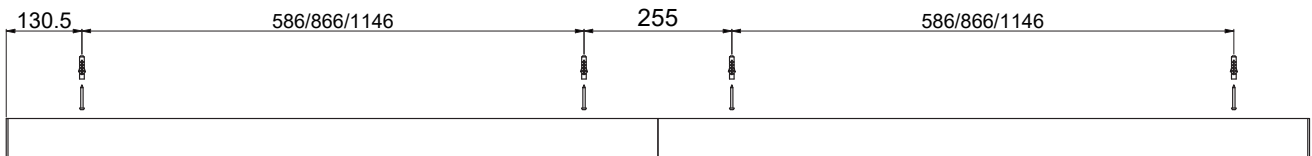
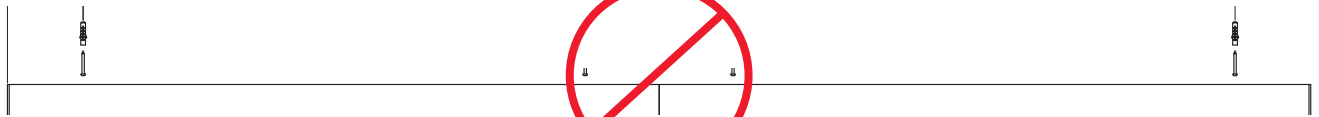
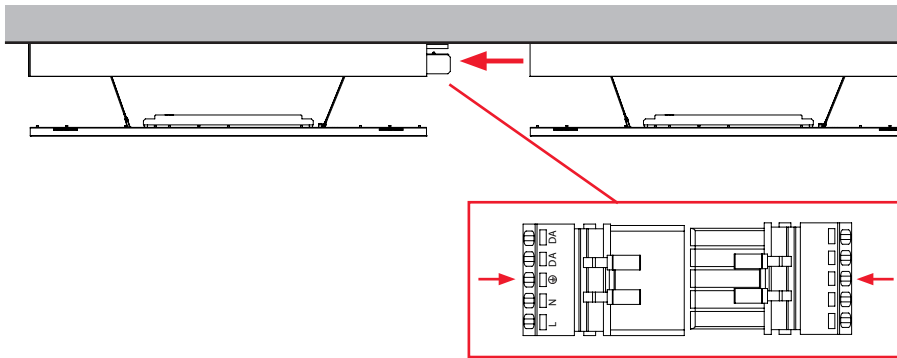
1

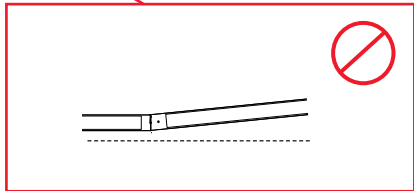
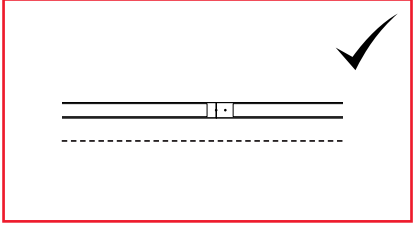



2




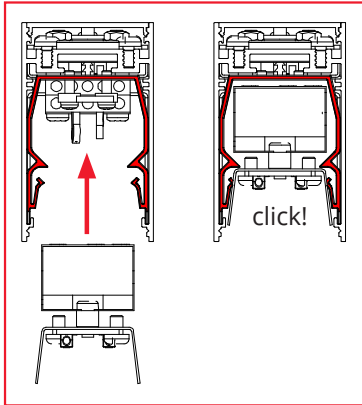
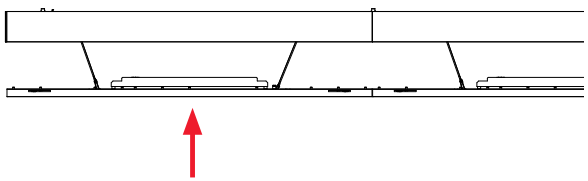
3



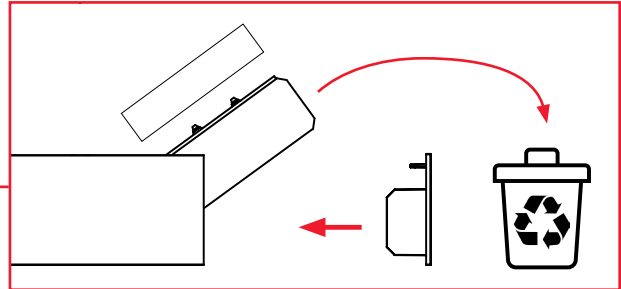
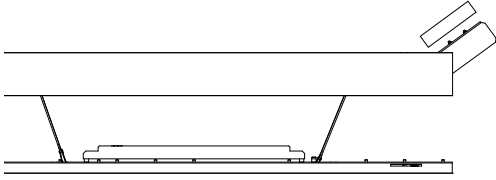


End

1



2



3

